

Paper fortune teller - On screen usage



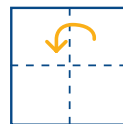
Folding instructions

1. Cut out the fortune teller and place it face down.
2. Fold it in half horizontally then vertically.
3. Fold the 4 corners into the centre of the square.
4. This is what you get! Turn it over!
5. Fold the 4 corners into the centre again.
6. This is what you get! Turn it over again.
7. Fold the square in half then put your fingers under each illustration.
8. There you go, your fortune teller is ready! Have fun!

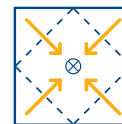
1



2



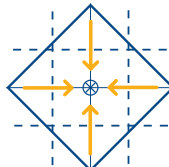
3



4



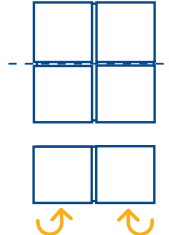
5



6



7



8

